



# California Cadet Corps Curriculum on Military Knowledge



**“Look Sharp. Feel Sharp. Be Sharp!”**

**M2A: Class B Uniform**



# Class B Uniform Agenda

A1. Rules for Wearing the Uniform

A2. Class B Uniform

A3. CACC Ribbons

A4. Honor Bars, Badges, & Shoulder Cords



# RULES FOR WEARING THE UNIFORM

## OBJECTIVES

### **DESIRED OUTCOME (Self-Mastery)**

*90% of unit Cadets will know the rules for wearing the Uniform and insignia, know the parts of the class B uniform and insignia, know how they are worn, and will recognize the significance of items on the uniform.*


### Plan of Action:

1. Explain the rules for CACC Uniform wear.
2. Wear the Class B Uniform to standard.
3. Demonstrate how ribbons are worn. Identify the types of things for which Cadets earn ribbons.
4. Identify the reasons for awarding honor bars, badges, and shoulder cords, and how they are worn on the Class B Uniform

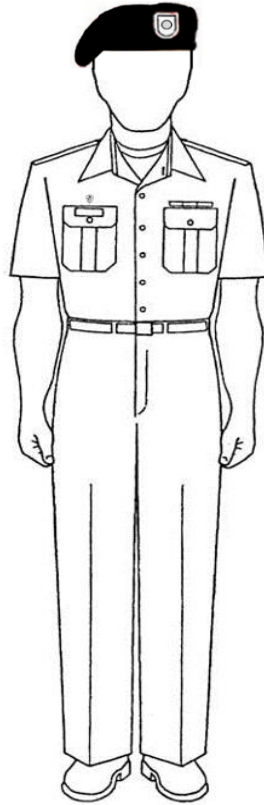
**Essential Question:** What are the key rules we must follow to properly wear the Cadet Corps Uniform?



# CACC Uniforms



Class A



Class B



Class C

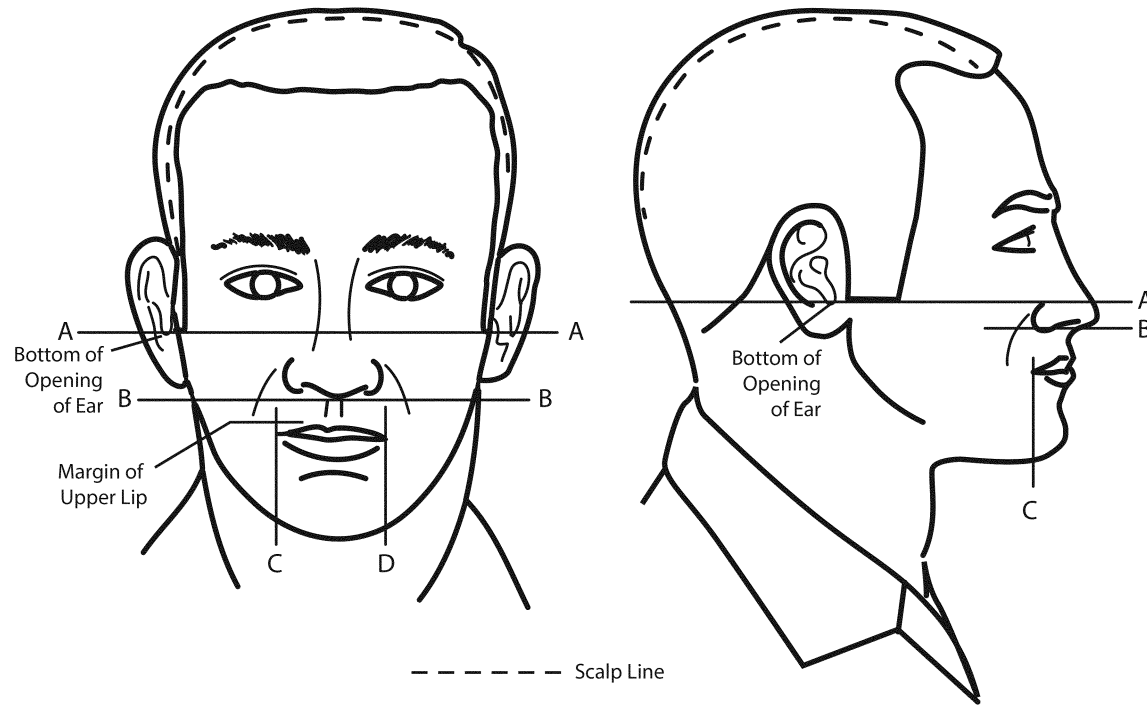


# CACC Uniforms

- All cadets are expected to wear the uniform, properly and proudly
- Your uniform is the first thing people see – make a good impression about yourself and the California Cadet Corps!
- Cadets have a responsibility to keep their uniform neat, clean, and in good repair
- Keep control of your uniform items – you need to turn them back in at the end of the year
- Uniform rules are fully explained in CR 1-8



# Army Male Grooming Standards



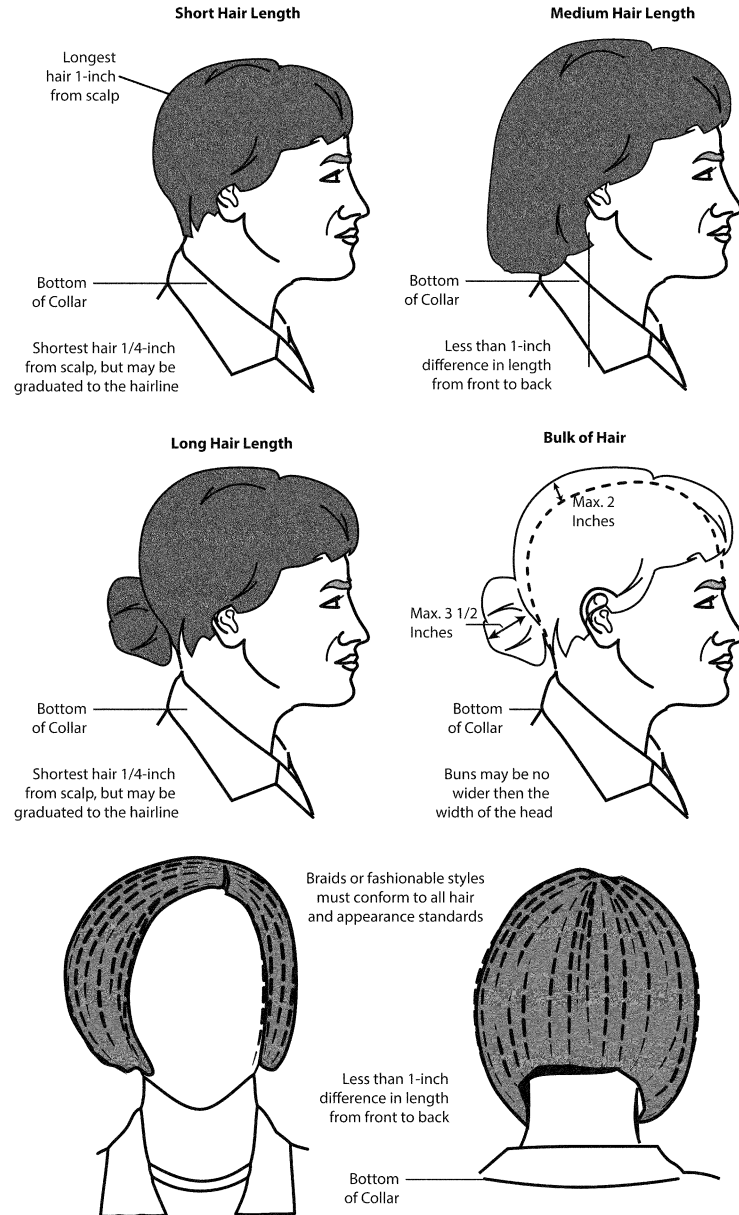
Cadets in most schools are not required to have a military haircut. However, cadets are encouraged to maintain their hair within Army grooming standards when in uniform.

Male hair should be tapered (not blocked) and not touching the collar or ears. Sideburns shouldn't fall below the bottom of the opening of the ear.



# Army Female Grooming Standards

Cadets in many schools are not required to have a military haircut. However, cadets are encouraged to maintain their hair within Army grooming standards when in uniform. Female cadets with long hair should put their hair up to meet the standard, since this doesn't require them getting a haircut.





# Where Can You Wear the Uniform?

- At school when directed by your Commandant
- At Cadet Corps activities
- When representing your unit or the Cadet Corps on some type of approved business
  - i.e. Visiting the School Board, Visiting your Congressman's office, While giving a presentation about CACC to a Rotary Club or Veteran organization
- On special occasions if approved by your Commandant





# Where Can't You Wear the Uniform?

- When engaging in activities counter to the Cadet Corps Values
- At any political events
- When not on approved CACC business





# CACC Uniforms

- When you do wear your uniform, make sure it's clean, you have all the parts (or approved alternatives), and you're wearing it properly
- Check your insignia placement
- Check your gig line!
- Keep your back pocket buttoned
- If you have one, wear your cap when outside



# Military Uniform Traditions

- All buttons are kept buttoned unless actively accessing contents in a pocket
- Remove all 'strings' from the uniform, especially at seams and buttonholes
- Headgear is always worn outside unless specifically designated otherwise, and removed upon entry to a building
- When in uniform, a cadet must be in a complete uniform. Do not mix civilian clothes with uniform items unless specifically authorized (i.e. with the Blue Windbreaker).
- Boots and shoes should be kept clean and shined
- Earrings are NOT worn in utility uniforms (Class C). Only one earring is authorized per ear, and only stud-type, no more than ¼-inch in diameter. Hoop type earrings are not authorized. Nose and tongue rings are not authorized.
- Uniform SOPs may vary at school, where certain aspects of uniform wear can be waived by the Principal or Commandant. Such waivers (at school only) may include wear of hats, earrings, hair restrictions for males or females, school-specific uniforms or insignia, etc. These waivers are not authorized when participating in events above brigade level. Cadets participating in state-level events will wear the prescribed CACC uniform per CR 1-8, with hair either within military standard or pinned up.



# Uniform Tips

- Get your uniform ready the night before you wear it
- Trim loose strings from buttons, pockets, and seams.
- Use spray starch when ironing your shirt (not pants).
- Put cardboard behind your ribbons and badges
- Check your appearance in a mirror
- Keep a small cloth with you to dust your shoes and brass
- Check your gig line – often!
- Keep your back pocket buttoned
- Avoid leaning against anything when you're in uniform
- Keep to pathways and off the grass if you can
- Ask your buddy to double-check your uniform, and return the favor



# Check on Learning

1. Name a place you shouldn't wear your CACC Uniform.
2. Name three traditions that apply to the wearing of the uniform.
3. Should you use starch when ironing your shirt? How about your Class B pants?
4. What tip helps you keep your shoes and brass up to standard?



# THE CLASS B UNIFORM

A2. Wear the Class B Uniform to standard.



# THE CLASS B UNIFORM

## OBJECTIVES

### **DESIRED OUTCOME (Self-Mastery)**

*90% of unit Cadets will know the rules for wearing the Uniform and insignia, know the parts of the class B uniform and insignia, know how they are worn, and will recognize the significance of items on the uniform.*


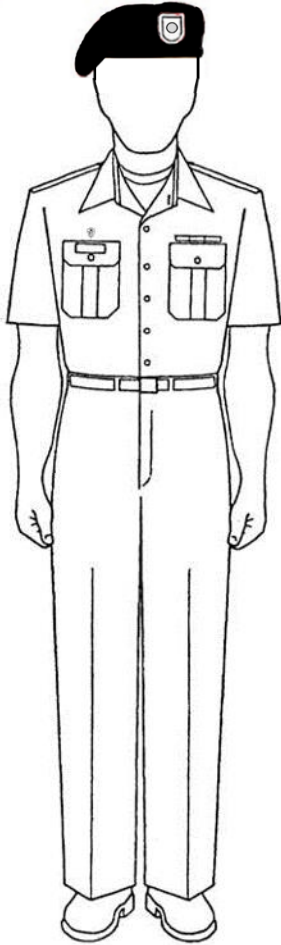
### Plan of Action:

1. Explain the rules for CACC Uniform wear.
2. Wear the Class B Uniform to standard.
3. Demonstrate how ribbons are worn. Identify the types of things for which Cadets earn ribbons.
4. Identify the reasons for awarding honor bars, badges, and shoulder cords, and how they are worn on the Class B Uniform

**Essential Question:** What are the standards for wearing the Class B Uniform properly? What are all the parts to it?




# Class B Uniform







# Headgear



Cap or beret worn centered on your head with the hatband parallel to the ground.

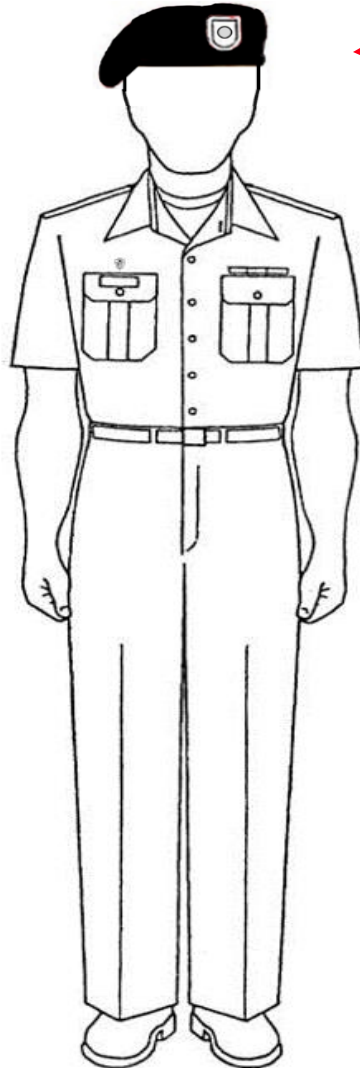
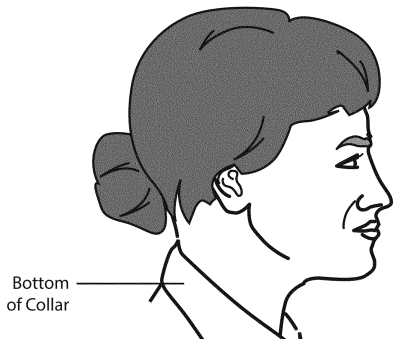
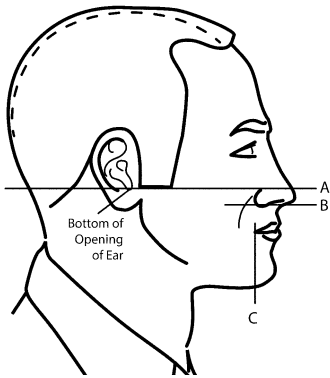
Baseball-style cap is worn with the brim straight to the front, not tilted back. Brim is curved, not flat. Worn so that no hair is visible on the forehead beneath the cap.

The red (Survival) or black (Leadership) beret is worn with the headband straight across forehead, 1" above eyebrows. The flash is positioned over the left eye. The right side of the beret is draped toward the right ear. Rank insignia or DUI is centered on the flash.



# Grooming

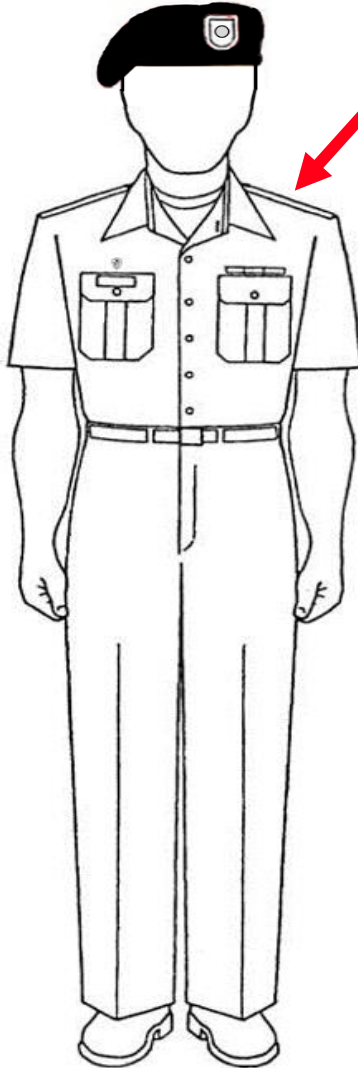
Hair is combed neatly. For young ladies, the hair is pinned up off the collar. Cadets should be clean shaven and have clean faces and hands.





# Rank Insignia

Rank insignia worn in a shoulder mark on the epaulet.



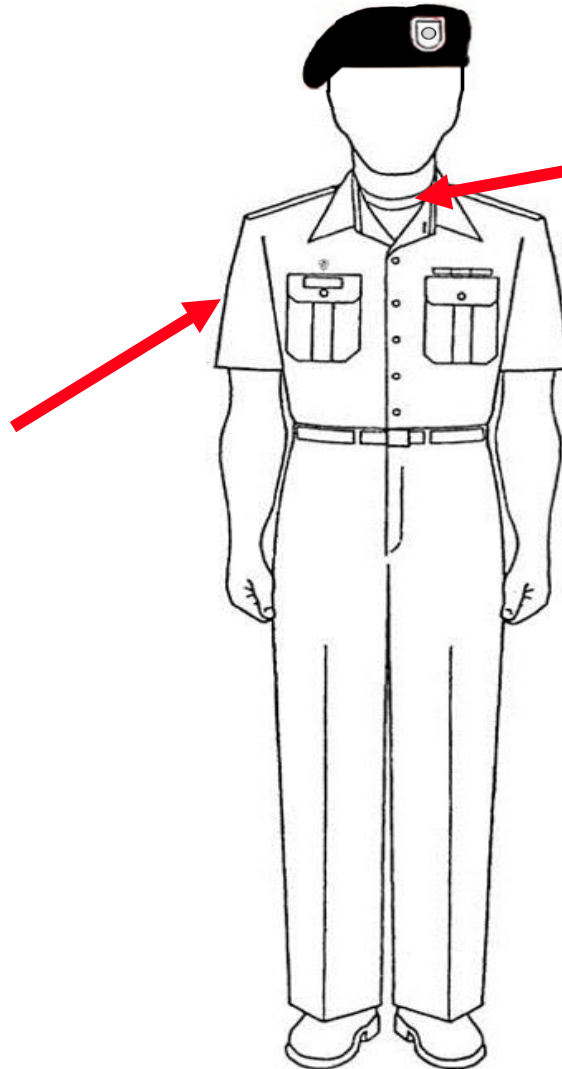
Typical Shoulder Mark  
Insignia (CFC)





# Sleeves & T-Shirt

Iron a crease down the middle of each sleeve, centered on the middle of the epaulet. If there is a patch, it will NOT be creased.

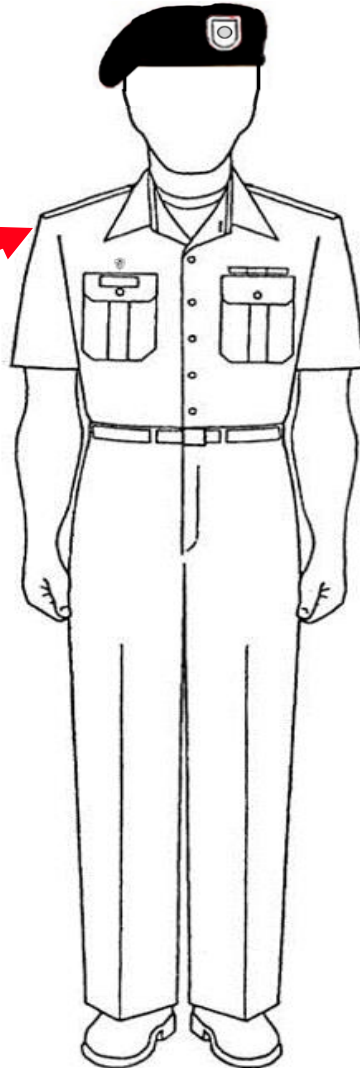


Plain white crew neck t-shirt with no marking on it.



# Patches

Brigade or unit patch, if worn, is worn on the wearer's right, 1/2 inch from the seam, centered. We are phasing out wearing patches on the shirt. Brigades can wear a pin of their distinctive unit insignia on the right breast pocket. Do NOT iron a crease into the patch – the sleeve crease should start below the patch.



Cadet Corps patch, if worn, is on the wearer's left, 1/2 inch from the seam and centered. Do not remove patches that are there, but don't sew new patches. As of 2017, the shirt has been worn without a patch. Do NOT iron a crease into the patch – the sleeve crease should start below the patch.

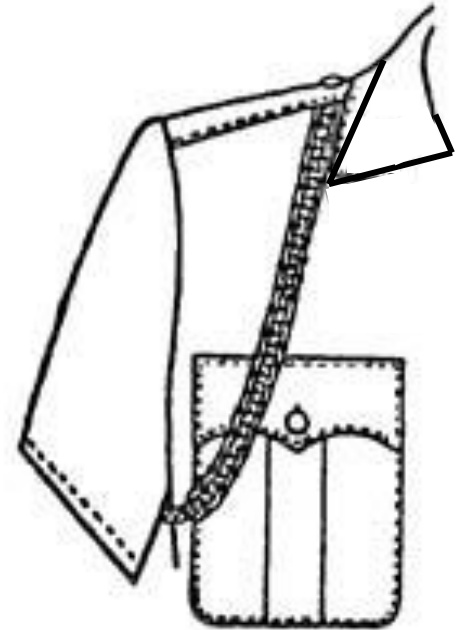


# Shoulder Cords

The Drill Team or Color Guard or other shoulder cords may be worn while actively participating as a member of those units. The Superior Uniform Inspection cord or other “achievement” cord may be worn for the period allowed in CR 1-1.

## Cords Authorized:

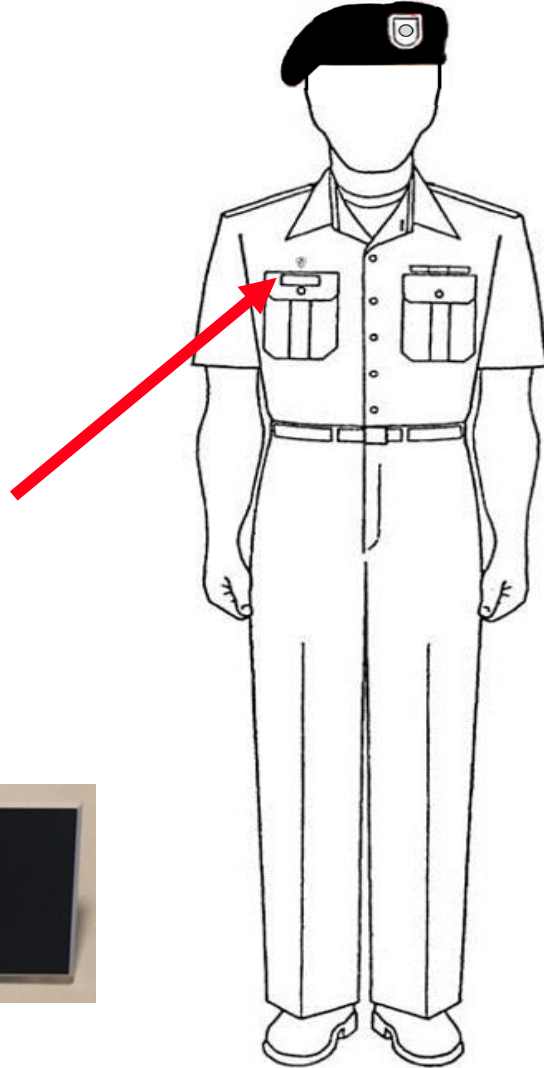
- Brigade Staff (R) Blue & Gold
- Color Guard/Flag Detail (R) Red & White
- Drill Team (L) White
- Superior Uniform Inspection (L) Gold
- Regimental or Battalion Staff (L) Royal Blue
- Unit-Level Shoulder Cord (L/R based on 1 or 2 colors)





# Nameplate & DUI

Black nameplate with the cadet's last name is worn on the right pocket flap just below the seam and centered. The CACC DUI will be worn  $\frac{1}{4}$ " above the pocket or unit awards (unless the CACC patch is still worn).







# Ribbons

Unit Awards  
on the Right

Individual Awards  
on the Left

No spaces between  
ribbons

Highest awards are  
to the Cadet's right



Darker ribbon color to the  
Cadet's right

Black before **dark blue**

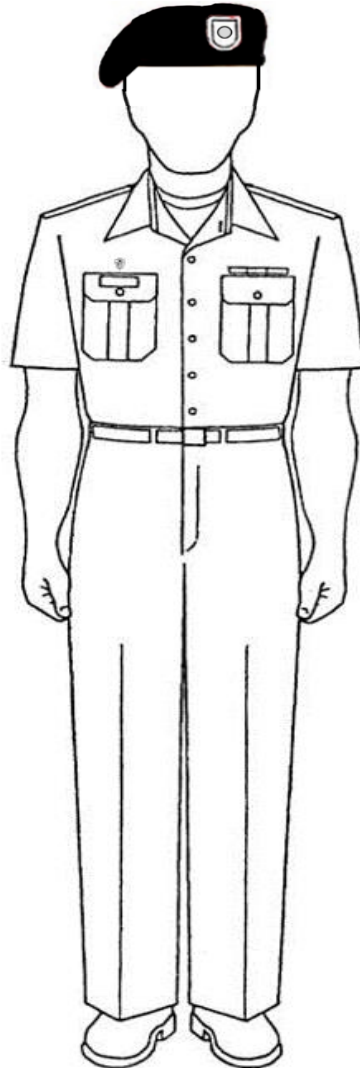
**Dark blue** before white or **red**

Ribbons are worn in the correct order, with the darker color to the wearer's right. Rows may be 3- or 4-ribbons wide (all the same), with fewer on the top row. No space is worn between rows. Cardboard supports the ribbons from behind the shirt to make the ribbons stable.

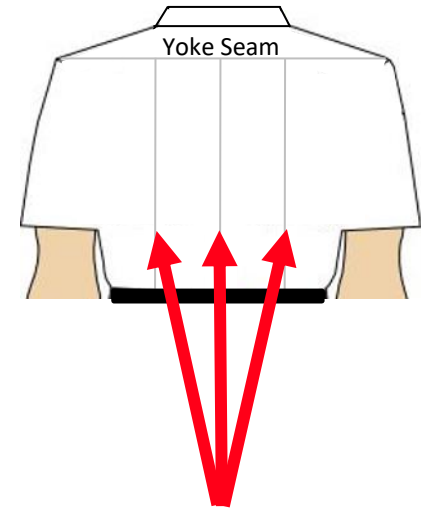




# Creases



One crease down the center of each pocket from the epaulet seam to the shirt tail. Shirt is clean and pressed with no wrinkles.

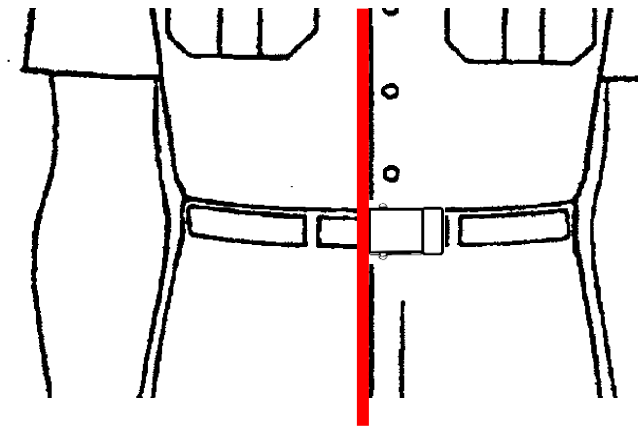
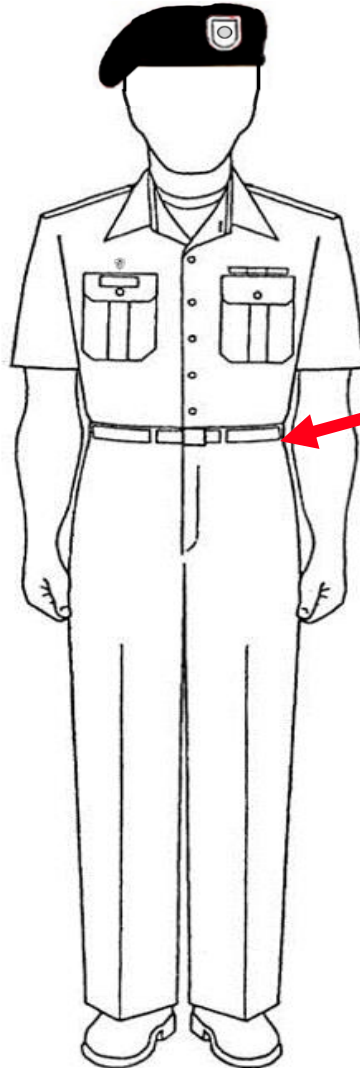


The back of the shirt has three vertical creases, evenly spaced between the side seams of the shirt from the yoke seam to the shirt tail.



# Belt

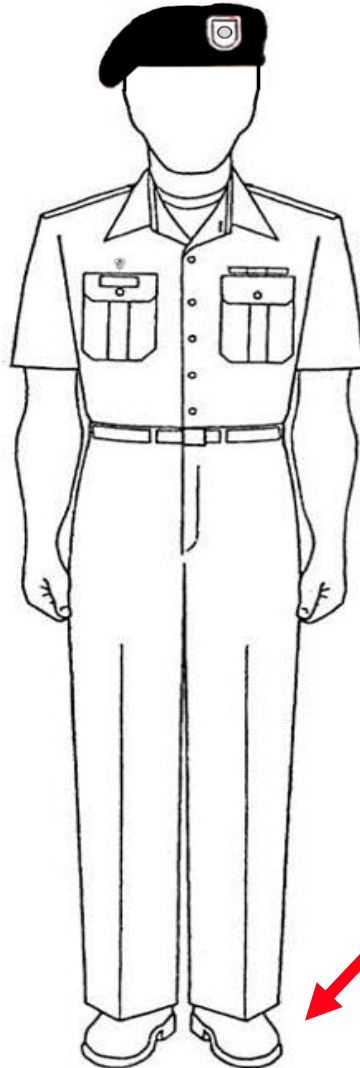
The web belt is worn with the buckle and tip shined to a high polish. The tip extends to the wearer's left so that no black part of the web belt will be exposed between the buckle and the belt tip, and so you can't see the buckle behind the tip. The GIG LINE is straight (shirt edge, buckle edge, and edge of the pant "fly"). Female cadets wear the same gig line as males, since the uniform is unisex.



Gig Line



# Pants & Shoes



Pants are clean and pressed with creases from the bottom of the pockets to the pant bottoms.

Black dress shoes are shined and worn with black dress socks.

If you don't have military dress shoes, wear your black combat boots (highly shined).



# Check on Learning

1. T / F Outside of CACC Class, you're allowed to not wear your cap when you're walking around the school in your uniform.
2. Describe the Gig Line.
3. Where does the DUI pin go on the Class B shirt?



# CADET CORPS RIBBONS

A3. Demonstrate how ribbons are worn. Identify the types of things for which cadets earn ribbons.



# CADET CORPS RIBBONS

## OBJECTIVES

### **DESIRED OUTCOME (Self-Mastery)**

*90% of unit Cadets will know the rules for wearing the Uniform and insignia, know the parts of the class B uniform and insignia, know how they are worn, and will recognize the significance of items on the uniform.*

### Plan of Action:

1. Explain the rules for CACC Uniform wear.
2. Wear the Class B Uniform to standard.
3. Demonstrate how ribbons are worn. Identify the types of things for which Cadets earn ribbons.
4. Identify the reasons for awarding honor bars, badges, and shoulder cords, and how they are worn on the Class B Uniform

**Essential Question:** What ribbons can cadets earn in the Cadet Corps, and how are they worn on the uniform?



# Awards & Ribbons

- The California Cadet Corps has many awards and ribbons that recognize the achievements of our cadets. You should understand what they're for so you too can earn awards and wear them on your uniform!
- Cadet Corps awards are fully listed and explained in CR 1-1.
- The Ribbon Chart in CR 1-1, Appendix A, shows each ribbon in order of precedence. Ribbons are worn with the highest award to the top right, the lowest at the bottom left. If you have more than 25 ribbons, you should select the most important ones to wear.



# Ribbons and Medals

- No two of the same ribbons may be worn by a cadet simultaneously
- When a medal is awarded, both the medal and the corresponding ribbon may not be worn simultaneously
- Up to four accoutrements may be worn on a ribbon at one time, worn with the highest accoutrement to the wearer's right
- A max of 8 medals and/or badges (not including the Cadet Medic Badge) may be worn concurrently






# Cadet Corps Ribbons








- Appendix A to CR 1-1
- Lists every ribbon you can wear
- 2 Categories: Unit & Individual
- In order from top to bottom
- Gives ribbon, title, & #
- Ribbon # is the number the ribbon is listed under in the Vanguard website:

[www.vanguardmil.com](http://www.vanguardmil.com)





# Ribbon Accoutrements

-  Gold Star – State Level First Place Award
-  Silver Star – State Second Place Award
-  Bronze Star – State Third Place Award
-  Gold Oak Leaf – Brigade First Place Award or degrees of unit level award achievement
-  Silver Oak Leaf – Brigade Second Place Award or degrees of unit level award achievement
-  Bronze Oak Leaf – Brigade Third Place Award or degrees of unit level award achievement
-  Bronze letter “E” – Special achievement or “honors at graduation” or in lieu of more than 4 gold oak leaf clusters



# Ribbon Accoutrements

- Covered in CR 1-1, paragraph 1-4g
- Oak Leaf Clusters show multiple awards of the same ribbon. i.e. A cadet who has marched in 17 parades over the past few years should have the Parade Participation Ribbon with three silver and one bronze oak leaf cluster, per para 1-4g.8(q)

## Oak Leaf Clusters:

- First Award – none
- Second Award 
- Third Award 
- Forth Award 
- Fifth Award 
- Sixth Award 
- Seventh Award 
- Etc.

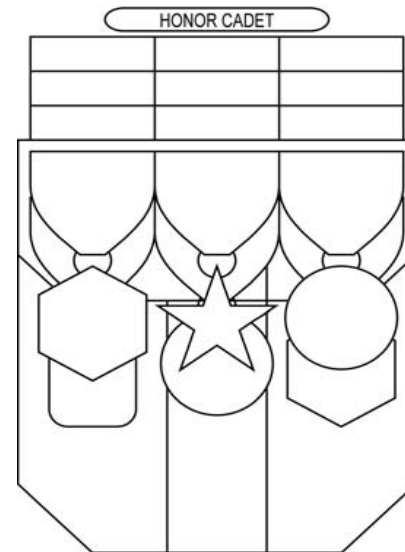
NOTE: Putting accoutrements on ribbons tears them up. Some schools/cadets don't bother.



# Categories of Awards

The California Cadet Corps has many awards you can earn while you're a cadet. They're intended to motivate you to participate and try lots of activities offered by the Cadet Corps, and to award achievement and good performance. Essays!

- Unit Awards
- Marksmanship
- Achievement
- Distinguished Service Awards
- Individual Major Awards
- Drill Competitions
- School/Training Attendance
- Participation Awards



Go to the [text](https://cacadets.org/sites/default/files/DraftCurriculum/1MilSubjects/M02-Uniforms/1%20TEXT%20A_Class_B_Uniform.pdf) for this lesson for a full listing of CACC awards and what they're awarded for. [https://cacadets.org/sites/default/files/DraftCurriculum/1MilSubjects/M02-Uniforms/1%20TEXT%20A\\_Class\\_B\\_Uniform.pdf](https://cacadets.org/sites/default/files/DraftCurriculum/1MilSubjects/M02-Uniforms/1%20TEXT%20A_Class_B_Uniform.pdf)



# Practical Exercise







- Cadet Jose Ramirez has earned the following awards. Using the ribbon chart, put them in the correct order: build his 'ribbon rack'.
  - Bivouac Ribbon
  - State Service Ribbon
  - Superior Scholarship Ribbon
  - Parade Ribbon
  - Marksmanship Training Ribbon
  - Dion O'Sullivan Marksmanship Award
  - Merit Ribbon
  - Junior Division Outstanding First Year Cadet Award
  - Commandant of Cadets Citation
  - Principal's Citation
  - School Service Ribbon
  - Junior Division Squad Drill Award
  - XTC Ribbon
  - Drill Team Ribbon





# Check on Learning

1. Which is the proper way to wear these ribbons?

- A.  or 
- B.  or 
- C.  Or 

2. How many times has this ribbon been awarded?





# **HONOR BARS, BADGES, & SHOULDER CORDS**

A4. Identify the reasons for awarding honor bars, badges, and shoulder cords, and how they are worn on the Class A & B Uniforms.



# HONOR BARS, BADGES, & SHOULDER CORDS

## OBJECTIVES

### **DESIRED OUTCOME (Self-Mastery)**

*90% of unit Cadets will know the rules for wearing the Uniform and insignia, know the parts of the class B uniform and insignia, know how they are worn, and will recognize the significance of items on the uniform.*

### Plan of Action:

1. Explain the rules for CACC Uniform wear.
2. Wear the Class B Uniform to standard.
3. Demonstrate how ribbons are worn. Identify the types of things for which Cadets earn ribbons.
4. Identify the reasons for awarding honor bars, badges, and shoulder cords, and how they are worn on the Class B Uniform

**Essential Question:** What are honor bars, badges, and shoulder cords awarded for, how do you earn them, and how do you wear them?





# Honor Bars & Qualification Badges

- Honor bars are awarded in recognition of outstanding performance by cadets at home units or while attending a summer training experience.
- Qualification badges indicate noteworthy performance in marksmanship qualification under Civilian Marksmanship Program, National Rifle Association, or CACC rules
- Skill badges are awarded for training offered by CACC, usually during the Summer Encampment



# Honor Bars

The Honor Cadet Bar may be awarded annually to those cadets, cadet non-commissioned officers, and cadet officers who are selected after extensive evaluation as the unit's Honor Cadet/NCO/Officer. It may be awarded more than once. Honor bars include:

- Honor Cadet Bar
- Summer Camp Honor Cadet Bar





# Honor Cadet Bar

- May be awarded annually to those cadets, cadet non-commissioned officers, and cadet officers who are selected after extensive evaluation as the unit's Honor Cadet
- May be awarded more than once
- Selected by an Awards Committee composed of the Commandant of Cadets and others appointed by the Principal
- Award shall consist of a two-inch wide metal bar
- One award per 50 cadets
- Cadets wear the basic bar, NCOs wear a light blue felt backing, and cadet officers wear a yellow/gold felt backing. Subsequent awards wear a dark (black/blue/gold) backing. Only the highest award is worn.





# Honor Cadet Bar

To earn this award, a cadet must:

- Perform exemplary service to the unit
- Have passing grades
- Demonstrate general knowledge of CACC subjects
- Possess additional knowledge of specialist duties required of cadet's present grade
- Receive a recommendation from Cadet Commander certifying satisfactory participation



# NCO & Officer Honor Cadet Bar

Cadet Leaders must also possess:

- Military Bearing and Poise
- Outstanding Military Appearance
- Attain outstanding proficiency in Cadet Corps subjects
- Ability as an instructor
- Evidence of Leadership Ability
- Command Voice
- Ability to accept and carry out orders



# Summer Camp Honor Cadet Bar

- May be awarded to cadets who have excelled in the performance of their duties during the summer encampment
- Cadets may earn this award as a cadet (CFC and below), NCO, and Officer
- The award of NCO and Officer bars follows the same patterns of felt backing as described for the Honor Cadet Bar
- Award shall consist of a two-inch wide metal bar





# Skill Badges

- Medic



- Mountaineering



- Cyber



- Law Enforcement



- Drill Instructor





# Badges

- Medic Badge, Mountaineering Badge, Cyber Badge, & Law Enforcement Badge are worn above all other ribbons and badges on the wearer's left side
- Cadet Drill Instructor Badge is worn on the right pocket centered between the bottom edge of the pocket & the bottom edge of the pocket flap
- Multiple badges may be worn. They're worn in order of precedence as listed above





Cadets who are awarded the Cadet Drill Instructor Badge are authorized to wear the Army campaign hat while serving as an instructor at a Drill Academy where the Drill Academy Ribbon is awarded for successfully completing the course. The Army campaign hat is also authorized for wear while serving as an instructor or assistant instructor for HQ, CACC authorized Cadet Drill Instructor Course. The Army campaign hat is not authorized for wear on any other occasion unless the cadet is a graduate of the Senior Drill Instructor Course, at which time they may wear the hat as their permanent headgear. . The hat will have a gold disc with the CACC DUI. The campaign hat is not provided by HQ, CACC and must be purchased by the cadet or cadet's unit.



# Marksmanship Qualification Badges



Expert



Sharpshooter



Marksman




Clasp (typical)

How Worn



- Rifle qualification badges are worn with medals on the left pocket
- Wear the highest qualification earned. Only one qualification badge may be worn
- If more than one qualification is earned at the same level, multiple clasps may be worn attached to the qualification badge





# Shoulder Cords

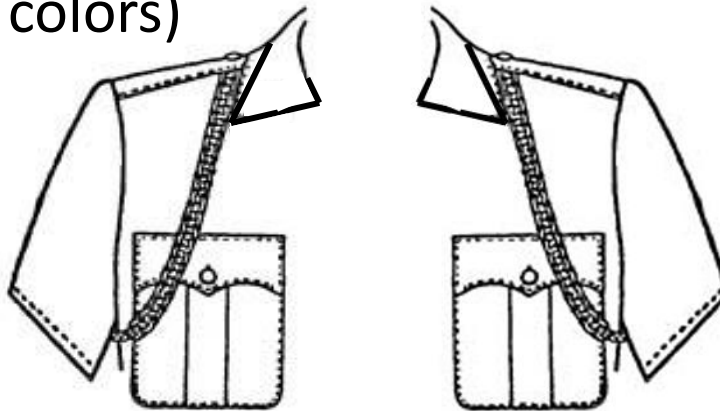
- Only shoulder cords listed in CR 1-8, Chapter 5 may be worn
- Shoulder cords will be the standard US Army style single cord. No other cord styles are authorized with the CACC uniform.
- Cords are worn while assigned to the element authorized the cord, or for a specific period. No cord is permanently authorized.
- Cords are worn attached to the button at the top of the shirt/jacket epaulet (under the epaulet)





# Shoulder Cords

- |   |                   |
|---|-------------------|
| • Brigade Staff (R)                                     | Blue & Gold       |
| • Color Guard/Flag Detail (R)                           | Red & White       |
| • Drill Team (L)  | White             |
| • Superior Uniform Inspection (L)                       | Gold              |
| • Regimental or Battalion Staff (L)                     | Royal Blue        |
| • Unit-Level Shoulder Cord (L/R based on 1 or 2 colors) | TBD by Commandant |



(R) & (L) indicate the cord is worn on the Right or Left Shoulder



# Brigade Staff Shoulder Cord

May be worn by cadets while they are assigned as an active member of a brigade staff.

The Brigade Staff Shoulder Cord is a two-color intertwined **Blue** and **Yellow-Gold** shoulder cord.

Worn on the **Right** shoulder





# Color Guard & Flag Detail Shoulder Cord

May be worn by cadets only as long as they are assigned as an active color guard or flag detail member

The Color Guard & Flag Detail Shoulder Cord is a two-color intertwined **Red** and **White** shoulder cord.

Worn on the **Right** shoulder





# Drill Team Shoulder Cord

May be worn by cadets while they are assigned a an active member of a unit's drill team.

The Color Guard & Flag Detail Shoulder Cord is a one- color all **White** shoulder cord.

Worn on the **LEFT** shoulder







# Superior Uniform Inspection Shoulder Cord

May be awarded at each regular unit inspection to individual cadets who achieve a superior uniform inspection. Worn only until the next regular inspection.

The Superior Uniform Inspection Shoulder Cord is a one color all **Yellow-Gold** shoulder cord.

Worn on the **LEFT** shoulder







# Regimental and Battalion Staff Shoulder Cord

May be worn by a cadet while they are assigned as an active member of a regiment or battalion staff.

The Regimental and Battalion Staff Shoulder Cord is a one-color all **Royal Blue** shoulder cord.

Worn on the **Left** shoulder





# Check on Learning

1. What shoulder is the Drill Team cord worn on?
2. What color is the Superior Uniform cord?
3. How long can you wear the Superior Uniform cord?
4. What color is the Battalion Staff cord?
5. How are cords attached to the uniform?