



State of California – Military Department
California Cadet Corps

CURRICULUM ON MILITARY KNOWLEDGE

Strand M2: The Cadet Corps Uniform

Level 11

This Strand is composed of the following components:

- A. Class B Uniform
- B. Class C Uniform**
- C. Class A Uniform



“Look Sharp. Feel Sharp. Be Sharp!”

Updated: 4 October 2020

TABLE OF CONTENTS

A. CLASS C UNIFORM	3
OBJECTIVES	3
Introduction	4
B1. The Coyote Brown Class C Uniform	5
B2. The Khaki Class C Uniform	7

A. CLASS C UNIFORM

Standard #1: Students gain identity and belonging as a Cadet while developing self-control, respect, discipline and confidence.

OBJECTIVES

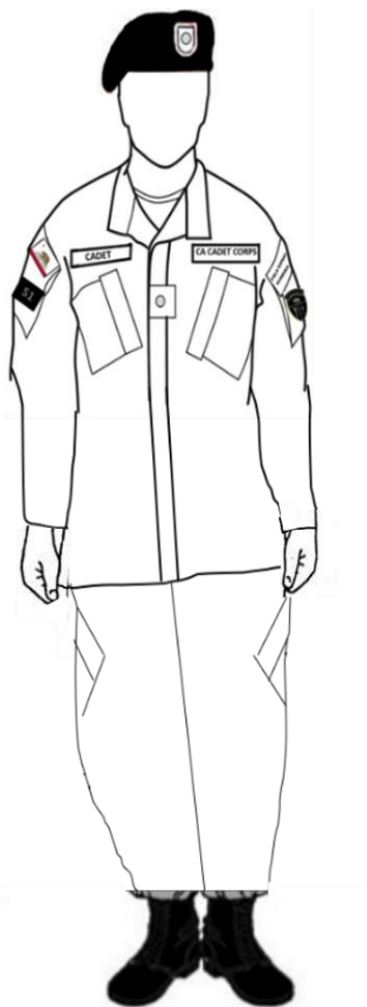
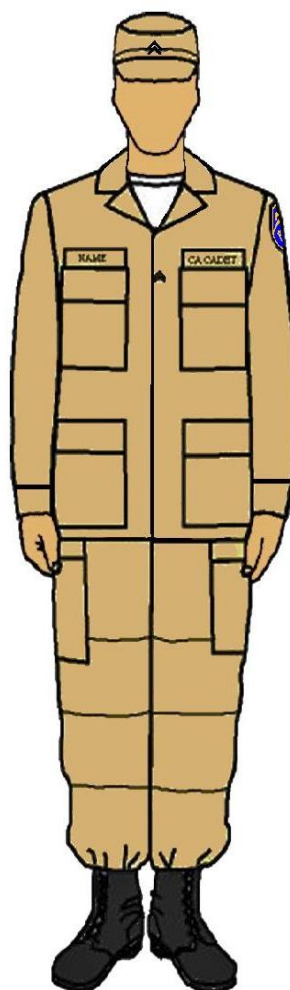
DESIRED OUTCOME (Self-Mastery)

90% of unit Cadets will know the rules for wearing the Uniform and insignia, know the parts of the Class C uniform and insignia, know how they are worn, and will recognize the significance of items on the uniform.

Plan of Action:

1. Wear the Class C Uniform to standard.

Introduction:

*Figure 1: Coyote Brown Class C Uniform**Figure 2: Khaki Class C Uniform*

The Class C, or Utility Uniform, is fully described in CR 1-8, Chapters 4 (Coyote Brown Class C) and 5 (Khaki Class C). Though the Coyote Brown uniform is newer, either may be worn. The Coyote Brown uniform is the preferred choice, but schools that don't have enough uniforms, or the correct sizes, may issue the Khaki uniform until they're able to obtain what they need. The Khaki Class C may also be used as a field uniform in order to preserve the longevity of the Coyote Brown uniforms. You should download and read through the regulation so you fully understand all the rules about how to wear the uniform properly.

B1. The Coyote Brown Class C Uniform

This lesson sums up the most important things about the Coyote Brown Class C Uniform that you need to know. We'll cover it from head to toe!

Headgear: A cap must be worn with this uniform. The basic cap is the CACC baseball-style cap. If you have completed training and received orders authorizing the red or black beret or the drill instructor hat, you may wear those as well.

- CACC baseball-style cap
- Black Cadet Leadership Beret
- Red Survival Beret
- Cadets who have been authorized permanent wear of the Drill Instructor Hat may wear it
- Cadets who have graduated the Cadet Drill Instructor Course and are engaged in drill-related training may wear the Drill Instructor Hat during that training



Figure 3: Cadets in Coyote Brown Class C Uniform

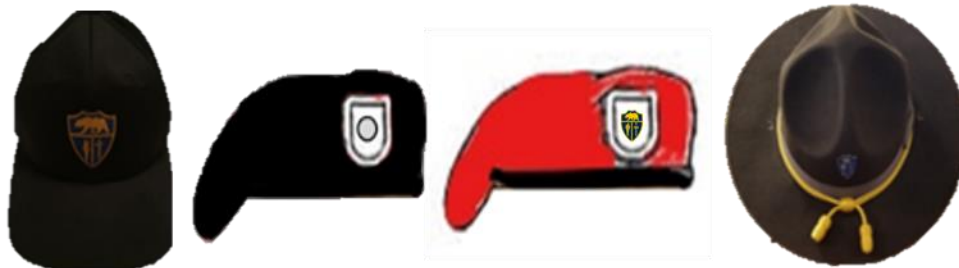


Figure 4: Caps Worn with the Coyote Brown Class C Uniform

All types of caps are worn with the headband straight across the forehead, one inch above the eyebrows. The beret flash is positioned over the left eye. The right side of the beret is draped toward or over the right ear. The DI Hat chinstrap is normally worn behind the head.

No rank is worn on the baseball-style cap. The CACC Distinctive Unit Insignia (DUI) or cadet officer rank insignia is worn centered on the beret flash.

You wear a **black crew-neck T-Shirt** with your Class C Uniform. You may wear the CACC PT Shirt, but don't wear black T-Shirts with other than CACC designs on them. The T-Shirt will be tucked into the pants.

When worn, ensure all buttons and Velcro are fastened, and the coat zipper is zipped up, leaving the collar lying flat.

Cadets wear various patches and badges on the Coyote Brown Class C coat:

- The brown on black **nametape** is affixed by Velcro above the right pocket, with the cadet's last name only
- The **CA Cadet Corps nametape** is affixed by Velcro above the left pocket
- The **CACC Patch** (subdued) is affixed by Velcro, centered on the bottom of the left sleeve pocket
- Up to 3 **achievement tabs** may be worn above the CACC Patch on the left sleeve pocket

- The **California Patch** is affixed by Velcro, centered on the top of the right sleeve pocket
- The **duty patch** or a **brigade or unit patch** may be affixed by Velcro below the California Patch on the right sleeve pocket
- **Rank insignia** is affixed by Velcro, centered between the top of the pocket flaps.
- The **Cadet Medic Badge** may be pinned above the CACC nametape (above left pocket).
- The **Cadet Drill Instructor Badge** may be pinned centered on the right pocket, parallel to the ground.



Figure 5: Patches & Badges – Coyote Brown Class C

The utility uniform is designed to fit loosely; alterations to make them fit snugly are not authorized. A tight fit reduces the airflow needed for ventilation and cooling. The coat is worn outside the trousers. The coat will not extend below the top of the cargo pocket on the pants and will not be higher than the bottom of the side pocket on the pants.

When the sleeves of the coat are rolled up, the button cuff will remain exposed. Cadets will roll the sleeves neatly above the elbow, no more than 3 inches above the elbow.

Coats are worn buttoned, with the exception of the top button to allow the collar lapel to lie open and flat in front of the neck. All pockets are worn buttoned, except when accessing the pocket. Start by turning the sleeve inside out, with the cuff by the shoulder seam. Fold up the bottom twice, as smoothly as possible. Then turn the cuff down on top of the folded material. Practice the spacing so it works for your arms.



Figure 6: Rolled Sleeve

Cadets will wear **tan or brown military “rigger belt”**. The belt is worn so that the free end of the belt passes through the buckle to the wearer’s left. The end will extend beyond the end of the buckle by no more than about four inches and will not wrap around the cadet’s waist to their back. If this is the case, get a smaller belt, or consider cutting the excess part of the belt off (the end needs to be cauterized by melting). Check with your commandant before altering your belt!



Figure 7: Class C Belt

Cadets will wear the **trousers bloused**, using the draw cords or blousing bands, or tuck the trousers into the boots. Boots may be black leather or tan or ‘coyote’ suede. Cadets will not wrap the trouser leg around the leg tightly enough to present a “pegged” appearance. Cadets will not blouse the boots so that the trouser leg extends down to the ankle area. When bloused, the trousers should sit right above the boot.




Figure 8: Blousing the Boots

B2. The Khaki Class C Uniform

This lesson sums up the most important things about the Khaki Class C Uniform that you need to know. We'll cover it from head to toe!



Figure 9: Cadets in Khaki Class C Uniform

Headgear: A cap must be worn with this uniform. The basic cap is the CACC utility cap, sometimes called a patrol cap. The CACC baseball-style cap may also be worn with this uniform by all cadets. If you have completed training and received orders authorizing the red or black beret or the drill instructor hat, you may wear those as well.

- CACC utility cap
- CACC baseball-style cap
- Black Cadet Leadership Beret
- Red Survival Beret
- Cadets who have been authorized permanent wear of the Drill Instructor Hat may wear it
- Cadets who have graduated the Cadet Drill Instructor Course and are engaged in drill-related training may wear the Drill Instructor Hat during that training

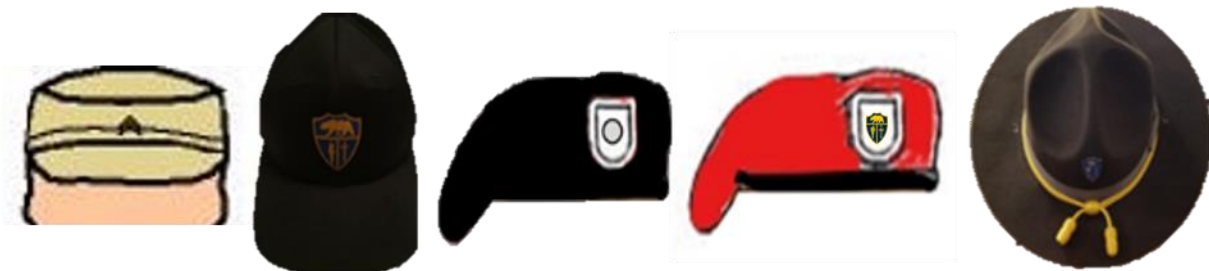


Figure 10: Caps Worn with the Khaki Class C Uniform

All types of caps are worn with the headband straight across the forehead, one inch above the eyebrows. The beret flash is positioned over the left eye. The right side of the beret is draped toward or over the right ear. The DI Hat chinstrap is normally worn behind the head.

Rank is worn centered – top to bottom, left to right – on the utility cap. No rank is worn on the baseball-style cap. The CACC Distinctive Unit Insignia (DUI) or cadet officer rank insignia is worn centered on the beret flash.

You wear a **white or black crew-neck T-Shirt** with your Class C Uniform. You may wear the CACC PT Shirt, but don't wear black T-Shirts with other than CACC designs on them. The T-Shirt will be tucked into the pants.

Cadets wear various patches and badges on the Khaki Class C coat:

- The blue on tan **nametape** is sewn above the right pocket, with the cadet's last name only
- The **CA Cadet Corps nametape** is sewn above the left pocket
- The **CACC Patch** (full-color) is sewn, centered ½-inch below the left shoulder seam
- A **brigade or unit patch** may be sewn on the right sleeve, ½-inch below the shoulder seam
- **Rank insignia** is pinned centered on the chest, aligned with the tops of the pockets.
- The **Cadet Medic Badge** may be pinned above the CACC nametape (above left pocket).
- The **Cadet Drill Instructor Badge** may be pinned centered on the right pocket.



Figure 11: Patches & Badges – Khaki Class C

On the Khaki Class C Uniform, cadets who don't have a sew-on nametape may wear the **black nameplate** from their Class B's centered on the right breast pocket flap. A tan nametape with **CA CADET CORPS** should be worn above the left breast pocket.



Figure 12: Alternate Pin-On Nameplate

The utility uniform is designed to fit loosely; alterations to make them fit snugly are not authorized. A tight fit reduces the airflow needed for ventilation and cooling. The coat is worn outside the trousers. The coat will not extend below the top of the cargo pocket on the pants and will not be higher than the bottom of the side pocket on the pants.

When the sleeves of the coat are rolled up, the button cuff will remain exposed. Cadets will roll the sleeves neatly above the elbow, no more than 3 inches above the elbow. Start by turning the sleeve inside out, with the cuff by the shoulder seam. Fold up the bottom twice, as smoothly as possible. Then turn the cuff down on top of the folded material. Practice the spacing so it works for your arms. If the sleeves are worn down, there should be a crease ironed into the outside of the sleeve from shoulder (not including patch) to wrist.

Coats are worn buttoned, with the exception of the top button to allow the collar lapel to lie open and flat in front of the neck. All pockets are worn buttoned, except when accessing the pocket.

Cadets will wear **tan or brown military “rigger belt”**. The belt is worn so that the free end of the belt passes through the buckle to the wearer’s left. The end will extend beyond the end of the buckle by no more than about four inches and will not wrap around the cadet’s waist to their back. If this is the case, get a smaller belt, or consider cutting the excess part of the belt off (the end needs to be cauterized by melting). Check with your commandant before altering your belt!



Figure 13: Class C Belt

Cadets will wear the **trousers bloused**, using the draw cords or blousing bands, or tuck the trousers into the boots. Boots may be black leather or tan or ‘coyote’ suede. Cadets will not wrap the trouser leg around the leg tightly enough to present a “pegged” appearance. Cadets will not blouse the boots so that the trouser leg extends down to the ankle area. When bloused, the trousers should sit right above the boot.



Figure 14: Blousing the Boots